



## VERT : AREA AND SITE LIGHT

### FEATURES

- Modern, low-profile design
- Easy installation
- 13,000-56,250 lumens
- Multiple mounting options available for versatile use
- Polycarbonate TIR optics

### LISTINGS

- UL Listed for wet locations
- IP65 Rated
- DesignLights Consortium® Premium Qualified - meets the requirements for the highest DLC qualification for efficacy and lumen maintenance
- 3G Rated per ANSI C136.31

### PERFORMANCE

- Rated lifetime L70: 60,000 hours
- 4000K, 5000K CCT
- CRI: 70+

### ELECTRICAL

- Input voltage: 100-277V; 200-480V
- 0-10V dimming
- Power Factor: >.9
- THD: <20%
- 10kV supplemental surge protection

### THERMAL

- -40°F up to 122°F (-40°C up to 50°C) operating temperature

### CONSTRUCTION

- Diecast aluminum body with durable powder coat finish
- UV stabilized polycarbonate lens
- Stainless steel hardware

### WARRANTY

- 5 year limited warranty; see eiko.com for warranty details

project name	type
catalog number	
comments	voltage
approved by	date



### APPLICATIONS

- Parking Areas
- Automotive Dealerships
- Roadways
- Campuses
- Streetscapes
- Airports
- Area security lighting
- Building facades
- Signs
- Entryways



## ORDERING INFORMATION

EXAMPLE: VRT1-130/C5/740-U-D-T3-BZ-[OPTIONS] (item) + VRT-S-BZ (mount)  
**(Mount required to order)**

Base Item									Mount (Required)
Model	Package	Efficacy	CRI/CCT	Voltage	Dimming	Distribution	Finish	Options	
VRT1 - Vert 100-150W	125 - 100W; 13,000 lm	C5 - ≥125lpw	740 - 70 CRI; 4000K 750 - 70 CRI; 5000K	U - 100- 277V V - 200- 480V	D - 0-10V Dimming	T3 - Type 3 T5 - Type 5	BZ - Bronze  Color options available; see Color Options on p. 2 for details	Additional fixture options available; see p. 2	VRT-S-BZ - Slipfitter, 2-3/8", Bronze VRT-D-BZ - Direct Mount, Bronze VRT-Y-BZ - Yoke Mount, Bronze
	130 - 100W; 13,000 lm								
195 - 150W; 19,500 lm									
VRT2 - Vert 185-300W	240 - 185W; 24,000 lm 250 - 200W; 25,000 lm 380 - 300W; 38,000 lm								
VRT3 - Vert 450W	563 - 450W; 56,250 lm								

# PERFORMANCE SUMMARY

Order Code	Item #	Watts	Lumens	CCT	CRI	Volts	Replaces HID	DLC Premium
10526	VRT1-125/C5/740-V-D-T3-BZ	100W	13,000	4000K	70+	200-480V	up to 320W	✓
10528	VRT1-125/C5/750-V-D-T3-BZ	100W	13,000	5000K	70+	200-480V		✓
10527	VRT1-125/C5/740-V-D-T5-BZ	100W	13,000	4000K	70+	200-480V		✓
10529	VRT1-125/C5/750-V-D-T5-BZ	100W	13,000	5000K	70+	200-480V		✓
10137	VRT1-130/C5/740-U-D-T3-BZ	100W	13,000	4000K	70+	100-277V		✓
10150	VRT1-130/C5/740-U-D-T5-BZ	100W	13,000	4000K	70+	100-277V		✓
10138	VRT1-130/C5/750-U-D-T3-BZ	100W	13,000	5000K	70+	100-277V		✓
10151	VRT1-130/C5/750-U-D-T5-BZ	100W	13,000	5000K	70+	100-277V		✓
10139	VRT1-195/C5/740-U-D-T3-BZ	150W	19,500	4000K	70+	100-277V		✓
10152	VRT1-195/C5/740-U-D-T5-BZ	150W	19,500	4000K	70+	100-277V		✓
10141	VRT1-195/C5/740-V-D-T3-BZ	150W	19,500	4000K	70+	200-480V	✓	
10154	VRT1-195/C5/740-V-D-T5-BZ	150W	19,500	4000K	70+	200-480V	✓	
10140	VRT1-195/C5/750-U-D-T3-BZ	150W	19,500	5000K	70+	100-277V	✓	
10153	VRT1-195/C5/750-U-D-T5-BZ	150W	19,500	5000K	70+	100-277V	✓	
10142	VRT1-195/C5/750-V-D-T3-BZ	150W	19,500	5000K	70+	200-480V	✓	
10155	VRT1-195/C5/750-V-D-T5-BZ	150W	19,500	5000K	70+	200-480V	up to 400W	✓
10143	VRT2-240/C5/740-U-D-T3-BZ	185W	24,000	4000K	70+	100-277V	✓	
10156	VRT2-240/C5/740-U-D-T5-BZ	185W	24,000	4000K	70+	100-277V	✓	
10144	VRT2-240/C5/750-U-D-T3-BZ	185W	24,000	5000K	70+	100-277V	✓	
10157	VRT2-240/C5/750-U-D-T5-BZ	185W	24,000	5000K	70+	100-277V	✓	
10516	VRT2-250/C5/740-V-D-T3-BZ	200W	25,000	4000K	70+	200-480V	✓	
10517	VRT2-250/C5/750-V-D-T3-BZ	200W	25,000	5000K	70+	200-480V	✓	
10518	VRT2-250/C5/740-V-D-T5-BZ	200W	25,000	4000K	70+	200-480V	✓	
10519	VRT2-250/C5/750-V-D-T5-BZ	200W	25,000	5000K	70+	200-480V	✓	
10145	VRT2-380/C5/740-U-D-T3-BZ	300W	38,000	4000K	70+	100-277V	✓	
10158	VRT2-380/C5/740-U-D-T5-BZ	300W	38,000	4000K	70+	100-277V	✓	
10148	VRT2-380/C5/740-V-D-T3-BZ	300W	38,000	4000K	70+	200-480V	✓	
10160	VRT2-380/C5/740-V-D-T5-BZ	300W	38,000	4000K	70+	200-480V	up to 1000W	✓
10147	VRT2-380/C5/750-U-D-T3-BZ	300W	38,000	5000K	70+	100-277V	✓	
10159	VRT2-380/C5/750-U-D-T5-BZ	300W	38,000	5000K	70+	100-277V	✓	
10149	VRT2-380/C5/750-V-D-T3-BZ	300W	38,000	5000K	70+	200-480V	✓	
10161	VRT2-380/C5/750-V-D-T5-BZ	300W	38,000	5000K	70+	200-480V	✓	
10520	VRT3-563/C5/740-U-D-T3-BZ	450W	56,250	4000K	70+	100-277V	✓	
10521	VRT3-563/C5/750-U-D-T3-BZ	450W	56,250	5000K	70+	100-277V	up to 1200W	✓
10524	VRT3-563/C5/740-V-D-T3-BZ	450W	56,250	4000K	70+	200-480V	✓	
10525	VRT3-563/C5/750-V-D-T3-BZ	450W	56,250	5000K	70+	200-480V	✓	

## MOUNTING ACCESSORIES (Must be ordered with fixture)

10162	VRT-S-BZ	Slipfitter Mount for VERT, 2 3/8", Bronze
10135	VRT-D-BZ	Direct Mount for VERT, Bronze
10134	VRT-Y-BZ	Yoke Mount for VERT, Bronze

## FACTORY INSTALLED OPTIONS (Contact regional sales manager for details)

SC	Shorting Cap with 7-pin locking photo control receptacle per NEMA C136.41	
PC	Standard twist lock 3-pin photocell w/ 7-pin locking photo control receptacle per NEMA C136.41	6-year Warranty <sup>1</sup>
PPC	Premium twist lock 3-pin photocell w/ 7-pin locking photo control receptacle per NEMA C136.41	120-277V: 8-year Warranty <sup>1</sup> 347-480V: 12-year Warranty <sup>1</sup>
FSP-211 <sup>2,3,4</sup>	PIR Hi-Lo Sensor (Must specify <b>SENSOR LENS OPTION.</b> )	
FSIR-100	Wireless Commissioning Tool for Sensor (required)	

<sup>1</sup> Extended warranty period applies to the photocell device only. Refer to the device manufacturer's warranty for details.

<sup>2</sup> Refer to Sensor Overview and Sensor Spec Sheets for details.

<sup>3</sup> Must order or have available FSIR-100 Wireless Commissioning Tool.

<sup>4</sup> **Lens must be ordered with FSP-211 option.** Bronze (BR) standard; other colors available. Contact EIKO for details.

## SENSOR LENS OPTIONS<sup>4</sup>

FSP-L3-BR	360D Lens, Maximum coverage 40ft dia @20ft
FSP-L7-BR	360D Lens, Maximum coverage 100ft dia @40ft

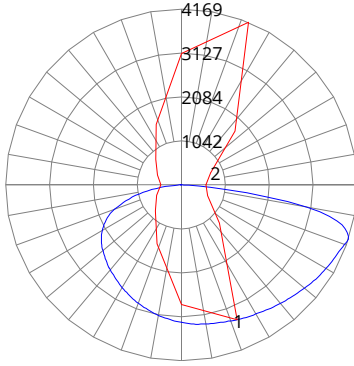
## COLOR OPTIONS (Contact regional sales manager for details)

BK - Black	SL - Silver
GY - Gray	WH - White

# PHOTOMETRICS

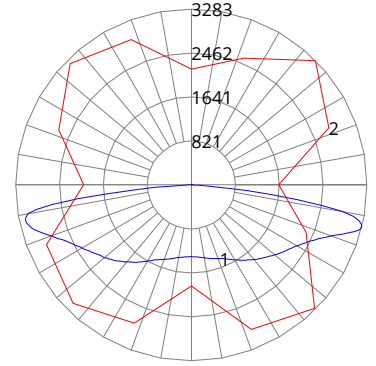
VRT1-125/C5/7xx-y-D-T3

ZONAL LUMEN SUMMARY		
Zone	Lumens	%Fixture
0-30	2656.7	21.2%
0-40	4532.53	36.2%
0-60	8792.42	70.3%
0-80	12135.34	97.0%
0-90	12463.34	99.7%
60-80	3342.92	26.7%
70-80	1430.61	11.4%
80-90	328.00	2.6%
0-180	12504.84	100%



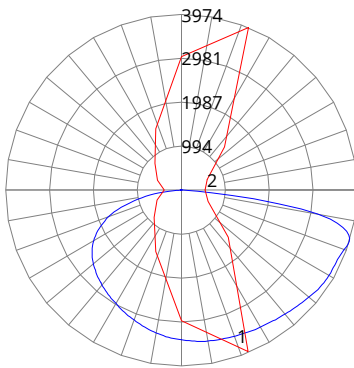
VRT1-125/C5/7xx-y-D-T5

ZONAL LUMEN SUMMARY		
Zone	Lumens	%Fixture
0-30	1252.32	10.3%
0-40	2357.01	19.4%
0-60	5940.98	49.0%
0-80	11295.53	93.1%
0-90	12072.45	99.5%
60-80	5354.55	44.1%
70-80	2770.68	22.8%
80-90	776.92	6.4%
0-180	12128.26	100%



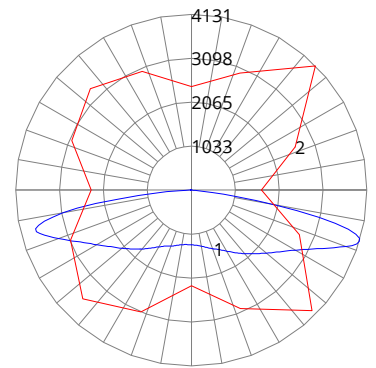
VRT1-130/C5/7xx-y-D-T3

ZONAL LUMEN SUMMARY		
Zone	Lumens	%Fixture
0-30	2760.00	21.4%
0-40	4703.29	36.4%
0-60	9078.5	70.2%
0-80	12507.56	96.8%
0-90	12875.79	99.6%
60-80	3429.06	26.5%
70-80	1480.78	11.5%
80-90	368.23	2.8%
0-180	12923.13	100%



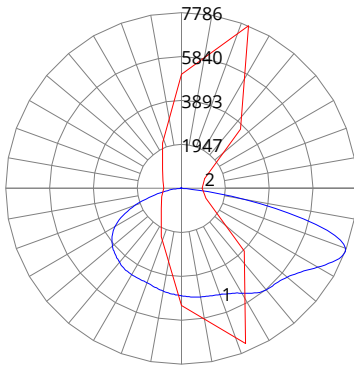
VRT1-130/C5/7xx-y-D-T5

ZONAL LUMEN SUMMARY		
Zone	Lumens	%Fixture
0-30	1213.1	9.8%
0-40	2311.65	18.7%
0-60	6126.87	49.6%
0-80	11770.37	95.4%
0-90	12284.25	99.5%
60-80	5643.5	45.7%
70-80	2661.9	21.6%
80-90	513.88	4.2%
0-180	12341.61	100%



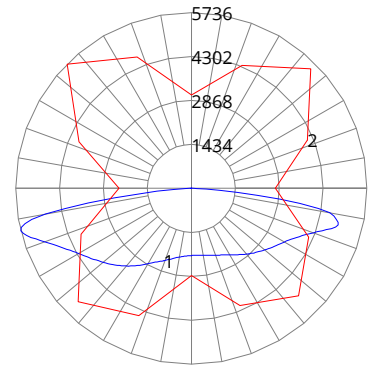
VRT1-195/C5/7xx-y-D-T3

ZONAL LUMEN SUMMARY		
Zone	Lumens	%Fixture
0-30	3919.81	20.0%
0-40	6784.85	34.6%
0-60	13930.84	71.1%
0-80	19189.78	98.0%
0-90	19529.57	99.7%
60-80	5258.94	26.8%
70-80	2012.27	10.3%
80-90	339.80	1.7%
0-180	19587.22	100%



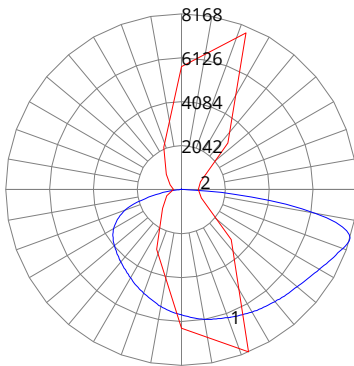
VRT1-195/C5/7xx-y-D-T5

ZONAL LUMEN SUMMARY		
Zone	Lumens	%Fixture
0-30	2046.16	10.4%
0-40	3857.86	19.7%
0-60	9764.23	49.8%
0-80	18411.76	94.0%
0-90	19519.21	99.6%
60-80	8647.53	44.1%
70-80	4354.15	22.2%
80-90	1107.45	5.7%
0-180	19596.67	100%



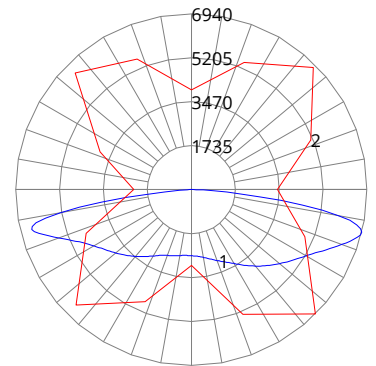
VRT2-240/C5/7xx-y-D-T3

ZONAL LUMEN SUMMARY		
Zone	Lumens	%Fixture
0-30	4702.66	19.9%
0-40	8021.4	34.0%
0-60	16195.88	68.6%
0-80	22847.42	96.8%
0-90	23523.2	99.6%
60-80	6651.54	28.2%
70-80	2804.1	11.9%
80-90	675.78	2.9%
0-180	23606.13	100%



VRT2-240/C5/7xx-y-D-T5

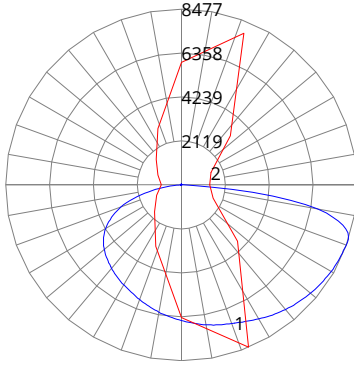
ZONAL LUMEN SUMMARY		
Zone	Lumens	%Fixture
0-30	2443.28	10.2%
0-40	4623.1	19.4%
0-60	11852.52	49.7%
0-80	22425.59	94.0%
0-90	23749.96	99.6%
60-80	10573.07	44.3%
70-80	5242.37	22.0%
80-90	1324.37	5.6%
0-180	23852.59	100%



# PHOTOMETRICS

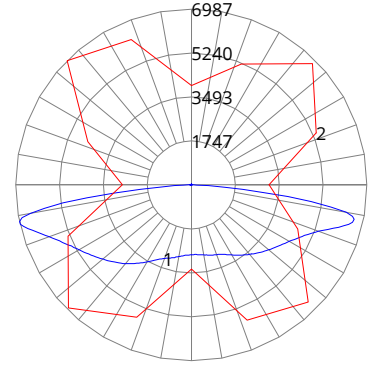
VRT2-250/C5/7xx-y-D-T3

ZONAL LUMEN SUMMARY		
Zone	Lumens	%Fixture
0-30	5396.75	20.8%
0-40	9258.41	35.7%
0-60	18104.86	69.9%
0-80	24977.89	96.4%
0-90	25746.98	99.4%
60-80	6873.03	26.5%
70-80	2910.38	11.2%
80-90	769.08	3.0%
0-180	25901.3	100%



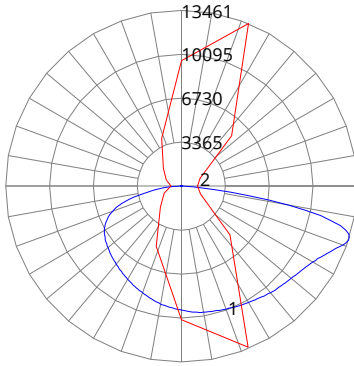
VRT2-250/C5/7xx-y-D-T5

ZONAL LUMEN SUMMARY		
Zone	Lumens	%Fixture
0-30	2588.27	10.3%
0-40	4875.64	19.4%
0-60	12294.16	48.9%
0-80	23335.88	92.9%
0-90	24981.81	99.4%
60-80	11041.72	43.9%
70-80	5709.93	22.7%
80-90	1645.93	6.5%
0-180	25131.22	100%



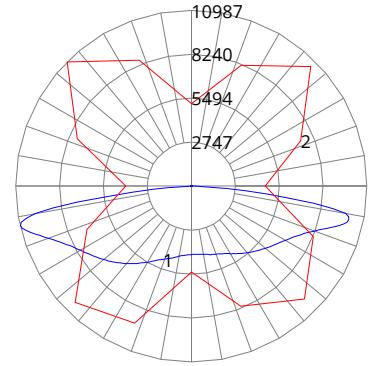
VRT2-380/C5/7xx-y-D-T3

ZONAL LUMEN SUMMARY		
Zone	Lumens	%Fixture
0-30	7652.12	20.0%
0-40	13062.58	34.1%
0-60	26406.17	69.0%
0-80	37160.51	97.1%
0-90	38174.68	99.7%
60-80	10754.34	28.1%
70-80	4512.64	11.8%
80-90	1014.17	2.6%
0-180	38274.07	100%



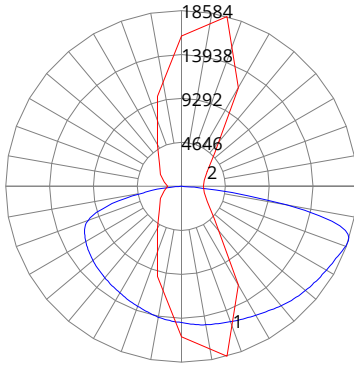
VRT2-380/C5/7xx-y-D-T5

ZONAL LUMEN SUMMARY		
Zone	Lumens	%Fixture
0-30	3982.36	10.4%
0-40	7482.86	19.6%
0-60	18809.85	49.2%
0-80	35672.81	93.3%
0-90	38090.6	99.7%
60-80	16862.96	44.1%
70-80	8679.37	22.7%
80-90	2417.78	6.3%
0-180	38222.06	100%

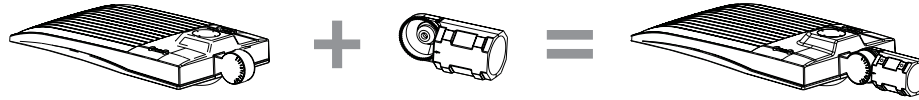


VRT3-563/C5/7xx-y-D-T3

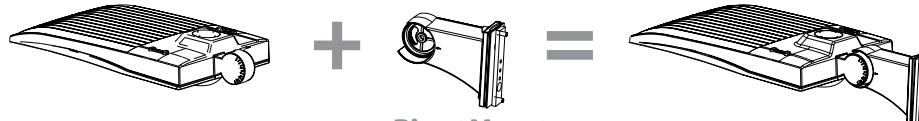
ZONAL LUMEN SUMMARY		
Zone	Lumens	%Fixture
0-30	11861.45	21.8%
0-40	20259.91	37.2%
0-60	38939.79	71.5%
0-80	53157.92	97.6%
0-90	54345.74	99.8%
60-80	14218.13	26.1%
70-80	5943.7	10.9%
80-90	1187.83	2.2%
0-180	54464.87	100%




# CONFIGURATIONS *(Mounts ordered separately and field installed)*



**Slipfitter Mount**



**Direct Mount**



**Yoke Mount**

## MOUNTING CONFIGURATIONS

### VRT1



S Single  
EPA: 0.8  
Weight: 12.9 lbs.



D90 Double 90°  
EPA: 0.98  
Weight: 24.8 lbs.



D180 Double 180°  
EPA: 1.5  
Weight: 24.8 lbs.



T90 Triple 90°  
EPA: 1.55  
Weight: 36.7 lbs.



Q90 Quad 90°  
EPA: 1.55  
Weight: 48.6 lbs.

### VRT2



S Single  
EPA: 1.1  
Weight: 18.6 lbs.



D90 Double 90°  
EPA: 1.28  
Weight: 36.2 lbs.



D180 Double 180°  
EPA: 1.9  
Weight: 36.2 lbs.



T90 Triple 90°  
EPA: 2.0  
Weight: 53.8 lbs.



Q90 Quad 90°  
EPA: 2.0  
Weight: 69.8 lbs.

### VRT3



S Single  
EPA: 1.1  
Weight: 18.6 lbs.



D90 Double 90°  
EPA: 1.28  
Weight: 36.2 lbs.



D180 Double 180°  
EPA: 1.9  
Weight: 36.2 lbs.



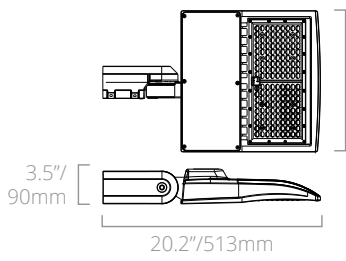
T90 Triple 90°  
EPA: 2.0  
Weight: 53.8 lbs.



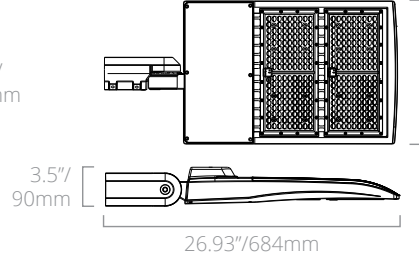
Q90 Quad 90°  
EPA: 2.0  
Weight: 69.8 lbs.

# DIMENSIONS

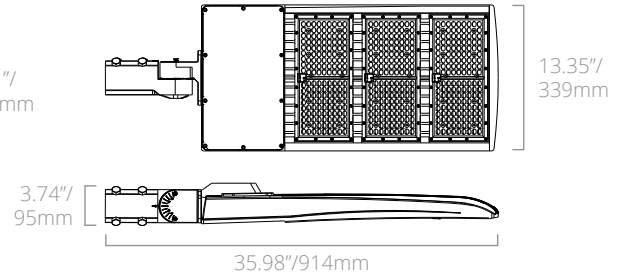
## Slipfitter Mount



**VRT1**

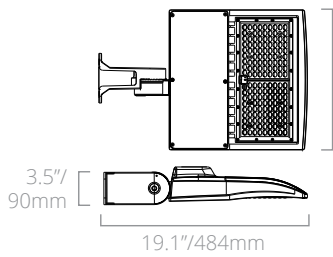


**VRT2**

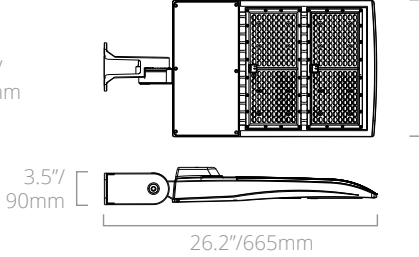


**VRT3**

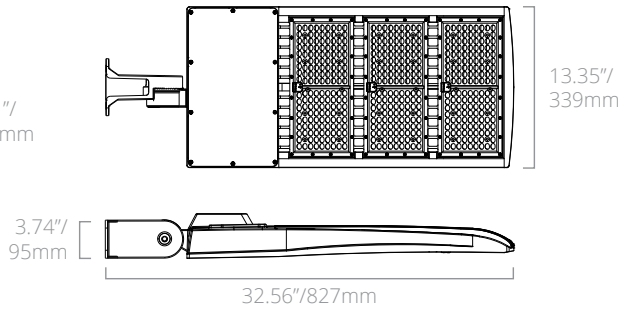
## Yoke Mount



**VRT1**

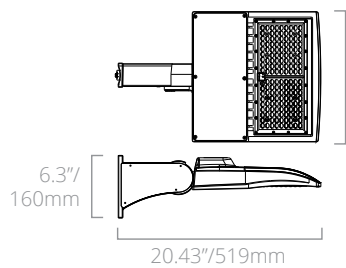


**VRT2**

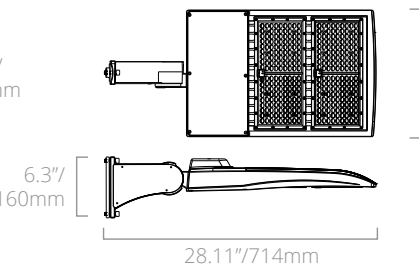


**VRT3**

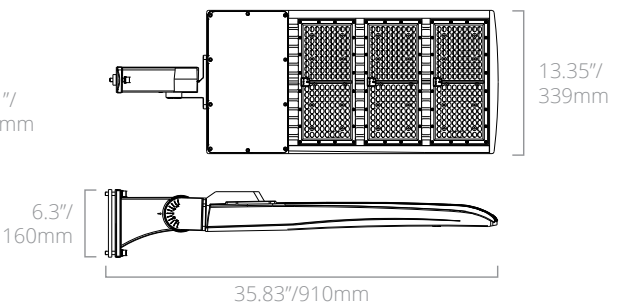
## Direct Mount



**VRT1**



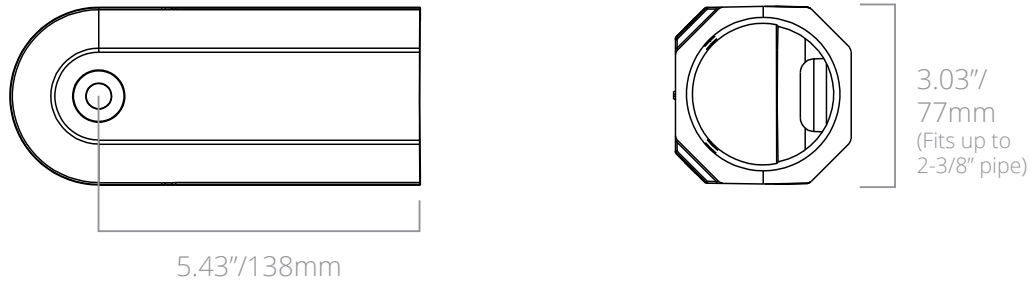
**VRT2**



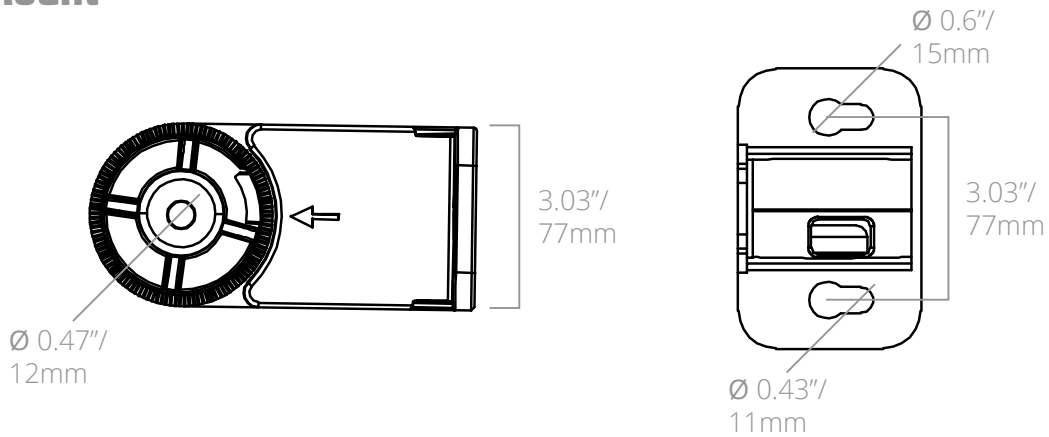
**VRT3**

# MOUNT DIMENSIONS

## Slipfitter Mount



## Yoke Mount



## Direct Mount

